

Title: **DW3000 Arduino Shield**

Function: **Power supplies**

Size: **A4**

Number: **2**

Revision: **3.0w**

Date: **2/19/2020**

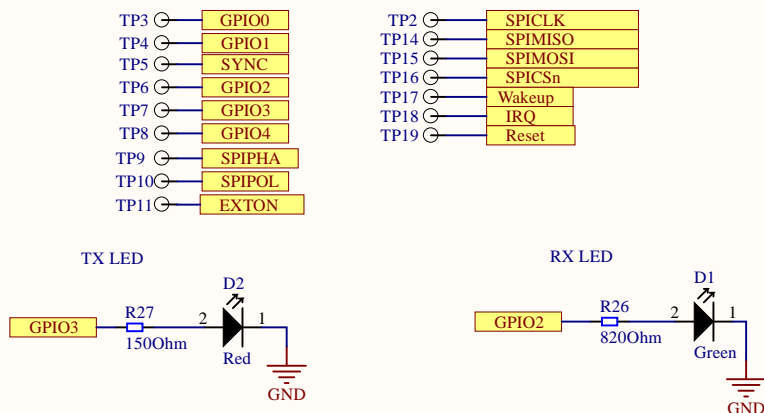
Time: **1:12:28 PM**

Sheet: **2** of **3**

DecaWave Ltd.
Adelaide Chambers,
Peter Street,
Dublin 8,
Ireland.



This document is DecaWave's property, it may not be used, transmitted or reproduced without their approval.

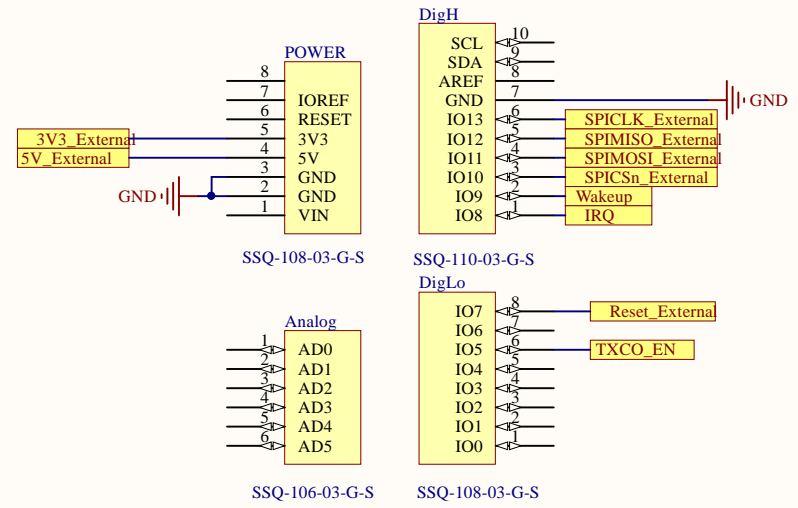
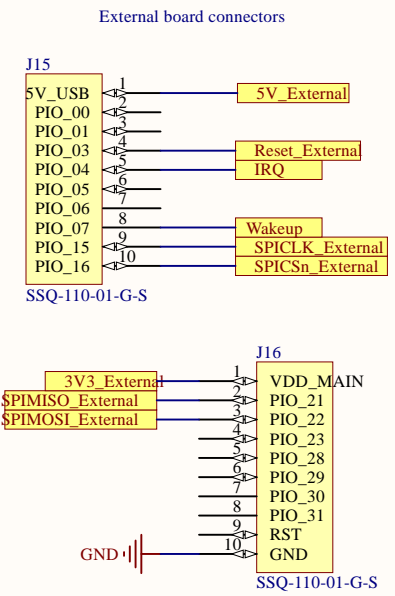
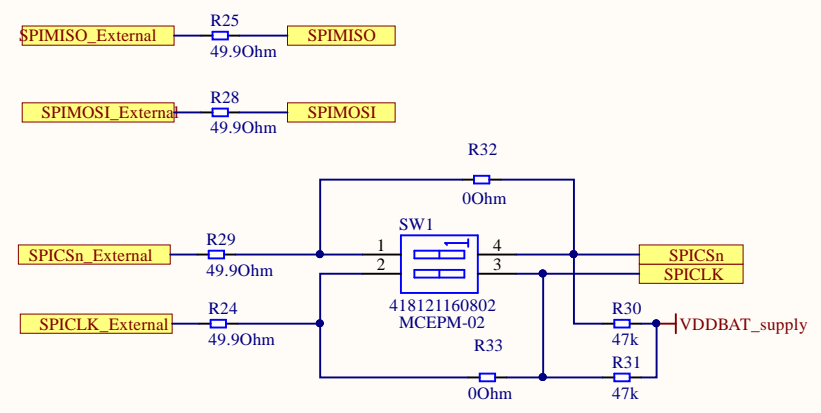


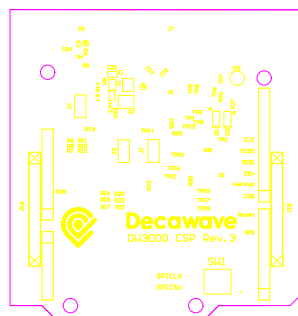
Hardware Items

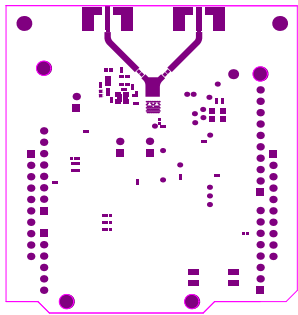
ACC1	Jumper, 2 Ways, 2.54 mm	HARWIN	M7581-05
ACC2	Jumper, 2 Ways, 2.54 mm	HARWIN	M7581-05
ACC3	Jumper, 2 Ways, 2.54 mm	HARWIN	M7581-05

SPIMOSI side of pads must be inline in trace
 Target 0 length stubs

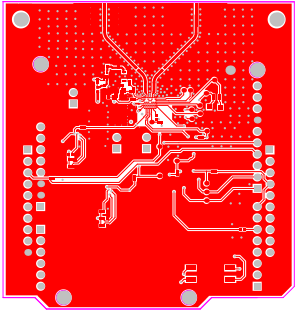
Series termination resistors
 Place all near source:
 MISO near DW3000
 All others near Nucleo Header



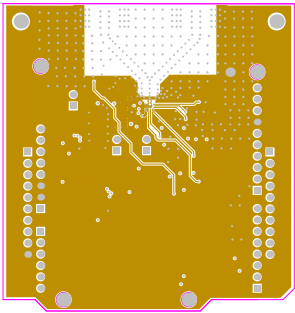




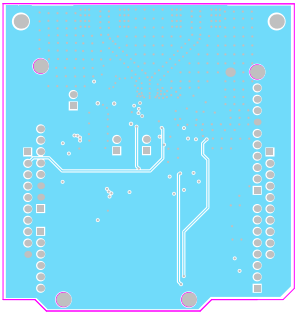
SOLDERMASK TOP



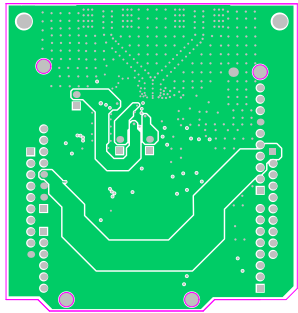
L01_TOP



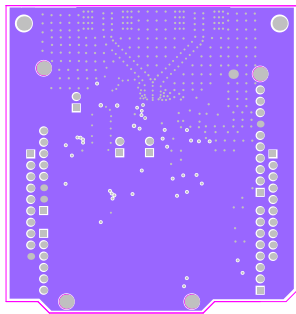
L02_GND PLANE1



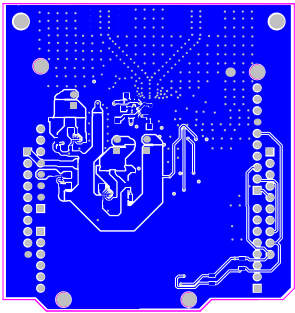
LOG_INNER SIG1



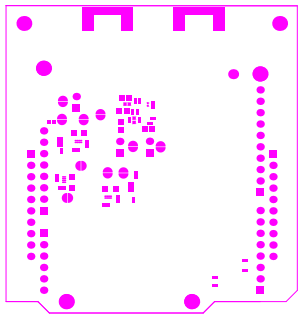
L04_POWER PLANE



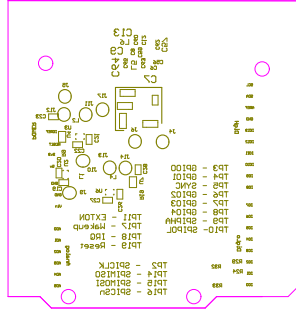
L05_GND PLANE2

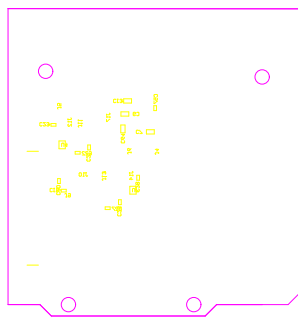


L06_BOTTOM



SOLDERMASK_BOT





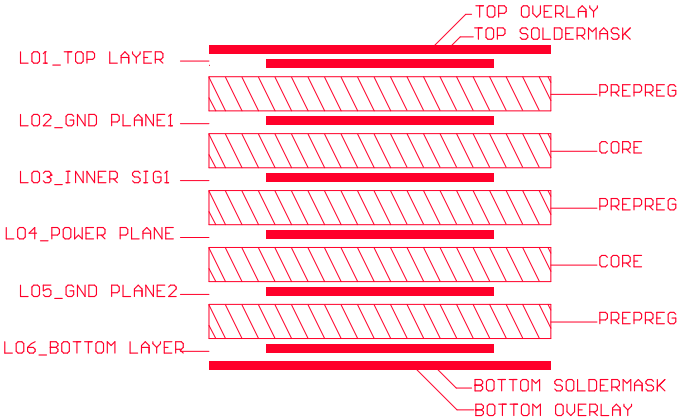
ASSEMBLY BOIT

Symbol	Count	Hole Size	Plated	Hole Type
⌘	1	63.00mil (1.600mm)	PTH	Round
⊗	2	137.79mil (3.500mm)	NPTH	Round
▽	4	125.98mil (3.200mm)	NPTH	Round
□	5	12.00mil (0.305mm)	PTH	Round
F	6	40.16mil (1.020mm)	PTH	Round
☆	52	35.43mil (0.900mm)	PTH	Round
Symbol	Count	Hole Size	Plated	Hole Type
○	336	4.00mm (0.102mm)	PTH	Round
	487	Total		

Via specifications



DESIGN SPECIFICATION:
MINIMUM TRACE WIDTH IS 0.09mm
MINIMUM SPACEING 0.1mm
SURFACE FINISH < ENIG >



NOTE: PREPEG,CORE AND COPPER WEIGHT CAN FIND THE STACK-UP1 AND STACK-UP2 PDF

IMPEDANCE REQUIREMENT:

LAYERS	50 OHMS RF COPLANER		
	WIDTH	COPPER SPACE	REF_LAYER
L01_TOP	0.637 mm	0.207 mm	LAYER-03
L03_GND1			
L03_SIG1			

